

DESCRIPTION

BACHFIRE EGRESS is an Automatic Fire Curtain that in the case of fire, limits and controls the fire, with classification E120, with an integrated door that allows the evacuation of people.

The curtain is composed by: fiberglass fabric with polyurethane coating on both sides seamed with reinforced steel wire and fixed to a steel roller of 78mm of diameter; galvanized steel elements as headbox, side guides and bottom bar. All the system is driven by a 24Vdc tubular motor and controlled by an electronic board, BACH's CRM (Control and Regulation for Motor) with special gravity fail-safe system.

The control panel for automatic curtains (CBM), with a nominal input voltage of 115Vac or 220Vac and output voltage of 24Vdc.

Uninterruptible Power Supply (UPS System) with autonomy up to 6 hours exists in all control panels.

Tested and approved according to EN 16034 with CE certification.

bachfire egress



OPERATION

The system can be activated by a SHEV, fire alarm contact, internal fire and smoke detection devices, or manual emergency buttons. In the event of a fire, the BACH's Control Panel (CBM), receives the signal alarm, and the automatic curtain deploys automatically, with the controlled and safe constant speed of descent even following total power loss on all curtains. If there is a false alarm the curtains return to stand-by position automatically after reset of alarm from the main Fire Management Systems. In case of main power loss, the curtain will remain fully retracted thanks to BACH's battery backup system.

FABRIC

The fiberglass fabric resists up to 1100°C. The polyurethane coating on both sides guarantees mechanical stability when handling the fabric not only in the sewing process but also during the installation. All seams are done with reinforced stainless steel wires with a coating of Kevlar.

HEADBOX

Galvanized Steel headbox 1,2mm thickness with different possibilities to adapt to different architectural spaces, and maintenance requirements. Dimensions of the headbox vary depending on the width and height of the curtain.

SIDE GUIDES

Galvanized Steel from 1,5 to 3mm thickness and different dimensions depending on width and height of the curtain.

ROLLER

Galvanized Steel of 1,5mm thickness and 78mm diameter. Special slide system for fixing the fabric.

BOTTOM BAR

Galvanized Steel of 1,5mm thickness. Two-parts system easy to mount.

ELECTRIC MOTOR

BACH tubular motor 24Vdccc
Maximum power: 24W/12Nm
Maximum current: 3A
Average linear speed: 0.11 m/s

CRM MOTOR REGULATION BOX

Polyester box IP56 with an electronic board inside to control the movement of the motor.

Dimensions (W x H x D): 120mm x 160mm x 75mm

CBM CONTROL PANEL

Receives the signal alarm from the Fire Management System and controls the movement of curtains. Visual and acoustic alert system.

Dimensions (W x H x D): from 300 x 230 x 140mm to 400 x 400 x 210mm

Input: 115 or 220 Vac 50Hz

Output: 24Vcc

Battery: 2 x 12Vcc 7.5Ah rechargeable (up to 6 hours autonomy), 2 x 12Vcc 1.3Ah rechargeable (up to 1 hour autonomy)

Maximum capacity: up to 12 motors

OPTIONAL EXTRAS

RAL coating: headbox, side guides, bottom bar and false ceiling extra accessories.

Stainless steel elements: headbox, side guides, bottom bar, screws, rivets.

Headbox: custom set-up for specific architectural or special operational requirements.

Side guides: custom set-up for specific architectural or special operational requirements.

Bottom bar: aluminum profile painted RAL 9003 (white) for using with false ceiling accessories.

False ceiling accessories: aluminum profiles painted RAL 9003 to hide headbox over the false ceiling.

Electric motor: special 24Vdc motors up to 80Nm without CRM; special 230Vac motors up to 120Nm without CRM.

CRM: customized board for high speed deployment.

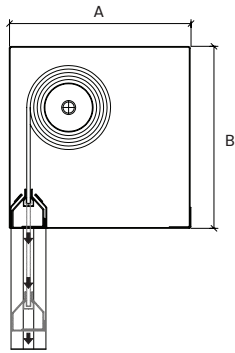
CBM control panel: special designs up to 48 motors in one control panel, additional information output, micro switches, communication with other devices, special battery backup, possibility of delaying curtain deployment.

Escape button: pushing this button the curtain goes up and the user can escape through the opening, the curtain deploys 30s later automatically.

Emergency button: pushing this button the curtain deploys immediately.

Note: other requirements and customized solutions on demand.

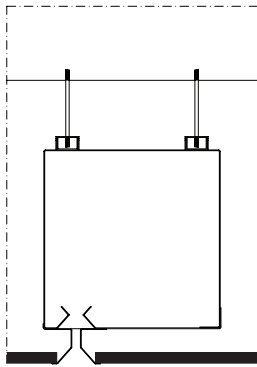
HEADBOX



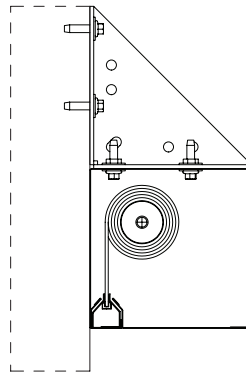
SINGLE ROLLER

A: 180-260mm
B: 180-260mm

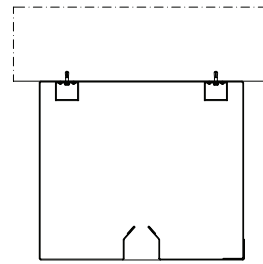
HEADBOX FIXING



HANGING/FALSE CEILING

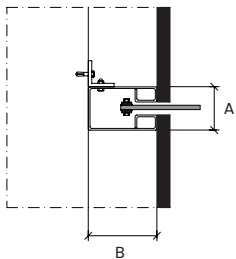


WALL



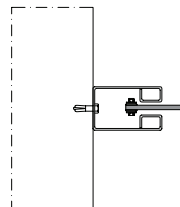
TOP CEILING

SIDE GUIDES FIXING

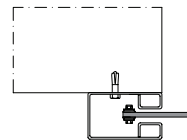


HIDDEN

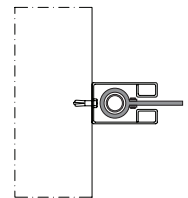
A: 50-76mm
B: 80-120mm



SIDE WALL

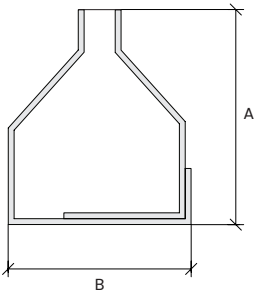


SCREW SIDE GUIDES



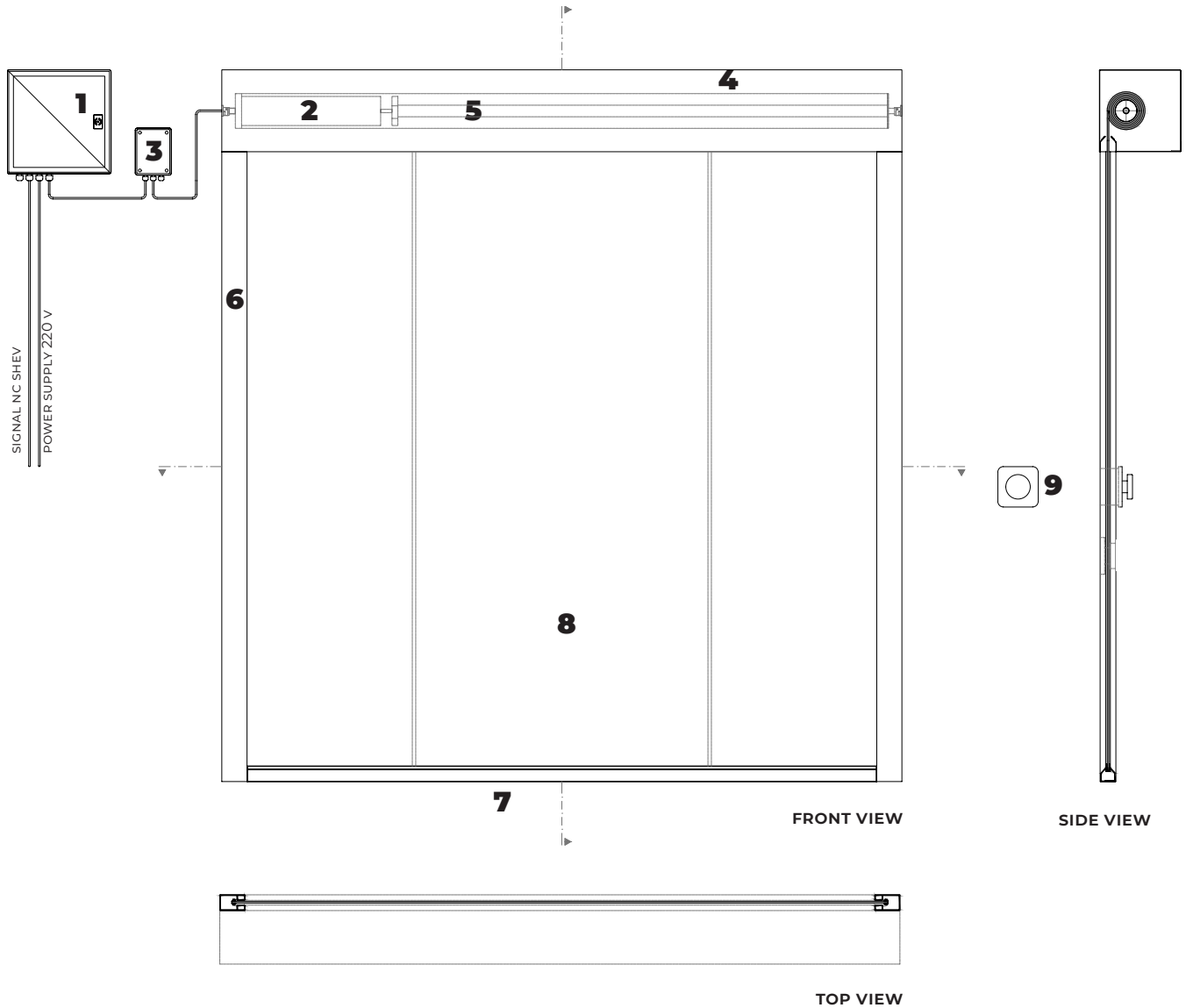
TUBE SIDE GUIDES

BOTTOM BAR



GALVANIZED STEEL

A: 55mm
B: 47mm



- | | |
|--|--|
| 1. control panel CBM | 6. galvanized steel side guides |
| 2. BACH tubular motor 24vdc | 7. galvanized steel bottom bar |
| 3. CRM electronic control board | 8. fire resistant fabric |
| 4. galvanized steel headbox | 9. emergency button |
| 5. galvanized steel roller | |

EVACUATION SYSTEM

